















My Go-To Quilts - Twilight Quilters' Guild - April 2025



For our April meeting we invited members to share their Go-To quilts—the reliable and fun designs they return to repeatedly. The submissions highlighted the wide range of quilts that can be created using simple shapes like squares, rectangles, and half-square triangles!

Keep this PDF of the presentation for reference! If you're inspired to make any of the featured quilts, we've included helpful links to get you started! You can also try a quick Google search for more info. This PDF will always be available under the Resources tab on our website.

Member	Quilt and Helpful Links	Example
Anita Z	String Rail Fence Here is lots of inspiration! Tutorial for setting and corner triangles from Bonnie Hunter	
Diane C	Nine-Patches Can be used as blocks, elongated blocks, parts of blocks or cornerstones	
Diane L	AccuQuilt HST Quilt Simple AccuQuilt 6" HST Quilt Tutorial Dies are available for Finished 1', 2", 2.5", 3", 4", 6" and 8" HSTs	
Diane L	My Own Easy WOF Quilt Just 6-7" WOF with two inserts to make it wider	

Member	Quilt and Helpful Links	Example
Diane U	<p>Oh, My Stars by Pat Sloan</p> <p>Oh, My Stars! By Pat Sloan</p>	
Heather D	<p>Square in a Square</p> <p>Modern Layer Cake Square in a Square</p>	
Jan G	<p>Little Genius by Karen Brown</p> <p>Little Genius by Just Get It Done Quilts - StashBuster #1</p>	
Julie B	<p>AccuQuilt Drunkard's Path</p> <p>This 6" AccuQuilt Die is in the Qube at the MakerSpace at the Simcoe Library</p> <p>There is also a smaller 3.5" die</p>	
Julie B	<p>One Block Wonder Quilts</p> <p>One Block Wonder Books by Maxine Rosenthal</p> <p>A One Block Wonder Quilt Forum on Facebook is easy to find and join</p>	

Member	Quilt and Helpful Links	Example
Karen Z	<p>HST Quilts</p> <p>Use your favourite method of making HSTs! Great for scraps or fat quarter bundles. You can also vary the sizes to get a more modern look</p>	
Nancy R	<p>Square in a Square</p> <p>A Scrap-Buster Square in a Square Quilt by Nancy Zieman</p>	
Nancy R	<p>Turning Twenty Quilt</p> <p>Turning Twenty by Tricia Cribbs is a 25-year old pattern that uses 20 FQs and still looks great! Try a Google Search!</p>	
Patricia D	<p>Double Delight Guild Mystery Quilt</p> <p>No Pattern Available</p>	
Patti M	<p>Strip and Flip</p> <p>Stack and Flip from Missouri Star</p> <p>Twilight VP day handout from 2018</p>	

Member	Quilt and Helpful Links	Example
Sheila S	<p>Tessellated or Twisted Pinwheels</p> <p>A Tutorial may be found here!</p> <p>And here and here!</p>	
Stephanie S	<p>Moroccan Tiles</p> <p>Disappearing Hourglass Quilt by Brita Nelson</p>	
Vicki H	<p>Irish Chain Quilts</p> <p>Single Irish Chain - Missouri Star</p> <p>Double Irish Chain - Leah Day</p> <p>Triple Irish Chain - Jelly Roll Club</p>	